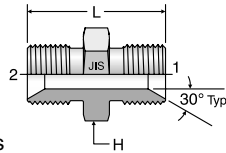


**HP4** Full Dimensions

Union  
60° Cone

Mates with GU, G1 and G2 Style hose fittings

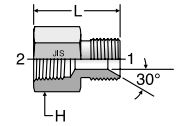


TUBE FITTING PART #	END SIZE		H HEX (in.)	L (in.)	STANDARD Dynamic Pressure (x 1,000 PSI)
	1 BSPP	2 BSPP			S
	4HP4	1/4 - 19			1/4 - 19
6HP4	3/8 - 19	3/8 - 19	0.88	1.5	5
8HP4	1/2 - 14	1/2 - 14	1.06	1.81	5
12HP4	3/4 - 14	3/4 - 14	1.44	2.05	4
16HP4	1-11	1-11	1.63	2.28	3

**G3P4** Full Dimensions

Female Connector  
60° Cone / BSPT

Mates with GU, G1 and G2 Style hose fittings

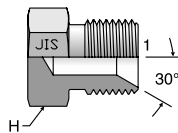


TUBE FITTING PART #	END SIZE		H HEX (in.)	L (in.)	STANDARD Dynamic Pressure (x 1,000 PSI)
	1 BSPP	2 BSPT			S
	4G3P4	1/4 - 19			1/4 - 19
6G3P4	3/8 - 19	3/8 - 19	0.88	1.34	5
8G3P4	1/2 - 14	1/2 - 14	1.06	1.58	5
12G3P4	3/4 - 14	3/4 - 14	1.44	1.73	4
16G3P4	1-11	1-11	1.63	1.93	3

**PNMP4**

Plug  
60° Cone

Mates with GU, G1 and G2 Style hose fittings

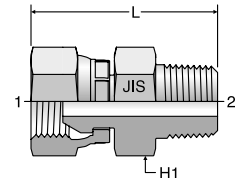


TUBE FITTING PART #	END SIZE	H HEX (mm)	STANDARD Dynamic Pressure (x 1,000 PSI)
	1 BSPP		S
	4FNMP4		1/4-19
6FNMP4	3/8-19	19	5
8FNMP4	1/2-14	22	5
12FNMP4	3/4-14	30	4
16FNMP4	1-11	36	3

**F63P4** Full Dimensions

Swivel Male Connector  
60° Swivel / BSPT

Mates with UT Style hose fittings

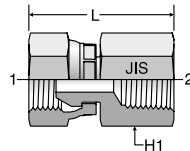


TUBE FITTING PART #	END SIZE		H1 HEX (in.)	L (in.)	STANDARD Dynamic Pressure (x 1,000 PSI)
	1 BSPP	2 BSPT			S
	4F63P4	1/4 - 19			1/4 - 19
6F63P4	3/8 - 19	3/8 - 19	0.88	1.94	5
8F63P4	1/2 - 14	1/2 - 14	1.06	2.25	5
12F63P4	3/4 - 14	3/4 - 14	1.44	2.55	4
16F63P4	1-11	1-11	1.63	2.77	3

**G63P4** Full Dimensions

Swivel Female Connector  
60° Swivel / BSPT

Mates with UT Style hose fittings

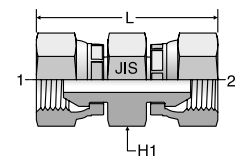


TUBE FITTING PART #	END SIZE		H1 HEX (in.)	L (in.)	STANDARD Dynamic Pressure (x 1,000 PSI)
	1 BSPP	2 BSPT			S
	4G63P4	1/4 - 19			1/4 - 19
6G63P4	3/8 - 19	3/8 - 19	0.88	1.78	5
8G63P4	1/2 - 14	1/2 - 14	1.06	2.02	5
12G63P4	3/4 - 14	3/4 - 14	1.44	2.20	4
16G63P4	1-11	1-11	1.63	2.52	3

**HP46** Full Dimensions

Swivel Union Connector  
60° Swivel

Mates with UT Style hose fittings



TUBE FITTING PART #	END SIZE		H1 HEX (in.)	L (in.)	STANDARD Dynamic Pressure (x 1,000 PSI)
	1 BSPP	2 BSPP			S
	4HP46	1/4 - 19			1/4 - 19
6HP46	3/8 - 19	3/8 - 19	0.88	2.37	5
8HP46	1/2 - 14	1/2 - 14	1.06	2.73	5
12HP46	3/4 - 14	3/4 - 14	1.44	2.96	4
16HP46	1-11	1-11	1.63	3.24	3

Dimensions and pressures for reference only, subject to change.

Visual Index

How To Order

Specs

Assembly / Installation

Reference Section